



**BUILDING PRODUCTS**

**SUPPLY AND DESIGN**

# CR 400

300-200-100

## WALL AND CEILING PANEL SYSTEMS



**FRP Wall Panel Systems for CLEAN ROOM Environments**

**Food, Pharmaceutical and Cleanroom Industries**

**975 Jaymor Rd. - Southampton, PA 18966-3854**

**Tel: 800-445-7249 or (215) 673-6050 Fax: (215) 322-2076 E-Mail: [INSOLRAE@aol.com](mailto:INSOLRAE@aol.com)**

**10/2009**



# INSULATED FRP PANEL SYSTEMS

## 1-3/4", 2-3/4" AND 4" SOLID CORE PANELS

### FIBERGLASS INSULATED WALL AND CEILING PANELS

Insulated FRP Panel	Product Number	Description	R-Value
		26 GA. METAL T&G WHITE PAINTED AVAILABLE ONE SIDE	
WIDTH	CR200-FP	.090 FRP White Pebble Both Sides 1-3/4" EPS	7.5
NOM.48"	CR300-FP	.090 FRP White Pebble Both Sides 2-3/4" EPS	12.0
	CR400-FP	.090 FRP White Pebble Both Sides 4" EPS	18.0



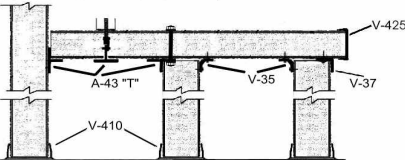
### PVC MOLDINGS (Heavy Duty) .125" Thickness

V-35		2" X 2" Inside Corner Angle
V-37		2" X 2" Outside Corner Angle
V-119		"H" Batten (1.125" Face 13/16" Leg) (Max 16')
V-45		2" "T" Bar (Dual Durometer w/.625" Leg)
PV-275		1-3/4" Corner Cap (1-1/2" Legs)
PV-245		1-3/4" Ledge Cap (1-1/2" Legs)
PV-233		1-3/4" Two Piece Division
PV-225		1-3/4" Cap (1-1/2" Legs)
PV-210		1-3/4" Floor Screed (2-1/2" Legs) (White / Gray / Black)
V-317		1-1/2" X 3-1/2" HD Outside Corner Angle
V-375		2-3/4" Corner Cap (2"x 5" Legs) (White / Gray)
V-345		2-3/4" Ledge Cap (2"x 4" Legs) (White / Gray)
V-325		2-3/4" Cap (2" Legs) (White / Gray)
V-310		2-3/4" Floor Screed (2-1/2" Legs) (White / Gray / Black)
V-432/342		4" Two Piece Division (Adjustable 2-1/2" to 4-1/4")
V-417		2" X 5" HD Outside Corner Angle
V-445		4" Ledge Cap (2" Legs)
V-425		4" HD Cap (2" LEGS)
V-410		4" Floor Screed (2-1/2" Legs) (White / Gray / Black)



### CONSTRUCTION DETAILS: SUSPENDED CEILINGS

#### CEILING "T" SYSTEM



Standard EPS 1# Density  
1-1/2 & 2# Available

8', 10' & 12' Clear Span resulting in less infiltration and continuous vapor barrier.

**Optional:**  
V-43 x 8' "T" Bar Flat Cover  
V-42 x 8' Inside Corner

### OPTIONAL LIGHTING

**FVT Vapor Tite - Fluorescent Light Unit (two tube)**  
Surface mounted on to load bearing Ceiling Panel System. Designed to withstand direct water spray. Corrosion proof and waterproof.

- Specifically manufactured for  
**Clean Room Applications**
- Fluorescent and HID lamps
  - 200 PSI hose down rated
  - 100-1000 cleanroom rated



HEAVY DUTY  
FIBERGLASS  
ENCASEMENT



FULLY  
WATERPROOF  
UNIT  
DESIGNED  
FOR  
WASHDOWN  
AREAS

PRE ASSEMBLED  
INSULATED  
PANEL 2-3/4" - 4"  
ELECTRICAL WIRING  
BY OTHERS

### ALUMINUM MOLDINGS AND ACCESSORIES MAX 16' 0"

A-40		White Aluminum 2" X 2" Corner Angle
A-46		White Aluminum 3" X 3" Corner Angle
A-43		White Aluminum 4" X 2" Ceiling T-Bar
A-44		White Aluminum 4" X 1-1/2" Base Channel

### PVC CORROSION RESISTANT COVERS

V-43		4"x8' Flat T-Bar (A-43)
V-42		2"x2"x8' Inside Corner (A-43)
V-41		2"x2"x8' Outside Corner (A-40)

Non-Corrosive  
Panel System



### 3/8" ZINC PLATED CEILING HARDWARE

2200	C-Clamps-Zinc Plated	
4400-HD	Eye-Coupling w/nut&bolt	
1880	6' Redi Rod	
4420	Redi Rod Connector	



**CR-131 - Flush Fluorescent Light Unit (two tube)**  
Flush mounted and attached to load bearing Ceiling Panel System.

Size
CR131-14
CR131-22
CR131-24



### SPLINE JOINTS

EPS - 3/4" x 3-3/4" x 96"
Hardboard 1/4"x2-3/8"x48" / 96"



# CLEAN ROOM DOORS

(CORROSION RESISTANT)

## CHEMICAL RESISTANT CR-400 DOORS

The Duralite door body has no gaps and is impervious to moisture, acids, petroleum products, animal fats, rodents, insects, salt solutions, or bacteria growth. Polyethylene cross-linked construction eliminates the need for painting and guarantees corrosion resistance in the harshest environments.

CR-400 - INSULATED DOOR FULLY GASKETED	
1/8" POLY OUTER SKIN	Two Piece FRP Frame
<b>Type and Size</b>	<p>FRP Frame      Stainless Steel Frame</p> <p><b>Stainless Steel Frames AVAILABLE</b></p>
3' 0" X 3' 6" Single	
3' 0" X 7' 0" Single	
4' 0" X 7' 0" Single	
4' 0" X 8' 0" Single	
5' 0" X 7' 0" Pair	
6' 0" X 8' 0" Pair	
8' 0" X 8' 0" Pair	

## PROLINE /DURALITE IMPACT D/A DOORS

This double action traffic doors comes with HD Hinge TM\* plus fully gasketed perimeter and a variety of protective bumpers and panels. Fully gasketed perimeter and foam core insulation provide an effective sound barrier and the reduction of cold air loss.

### Textured outer covering provides:

- Durability in resisting scratches and scuffs.
- A warp-resistant finish.
- A choice of attractive colors.
- Versatility and long lasting beauty.

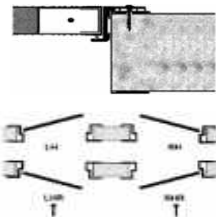
**Optional Colors:** White, Black, Red, Cadet / Mediterranean Blue, Brown, Sand, Oyster, Metallic / Cloud Gray, Pumpkin, Jade and Sea Green



## FIBER-LITE II (Textured FRP Finish)

### A Maximum Impact Resistant Door

The FIBER-LITE II door is a **HIGH TRAFFIC**, Heavy Duty System that won't **DENT** or **RUST**. The 1-3/4" door has outstanding **THERMAL INSULATION VALUE** with "R" factors high as R-11 (depending on core). All surfaces are Sanitary and meet **USDA** and **FDA** Standards. Includes anodized aluminum flush push-pull and full weather strip and sweep gaskets.



Width X Height		Optional Door accessories and Hardware		
3'-0" X 7'-0"		<b>Door Closures</b>		<b>#161 Lever Lock-Set</b>
3'-6" X 7'-0"		<b>STD Silver Painted</b>	<b>Stainless Steel</b>	
4'-0" X 8'-0"		<b>Vision Lite</b>		<b>HD Cylinder (Keyed) Lock-Set</b>
5'-0" X 8'-0"		<b>12" X 12"</b>	<b>24" X 24"</b>	
6'-0" X 7'-0" pair		<b>Panic Bar (Per Panel) - US28-Aluminum</b>		
6'-0" X 8'-0" pair				
8'-0" X 8'-0" pair				
8'-0" X 9'-0" pair				

## Double Acting Doors Frames

**Header**  
**Vertical Member**

**Powder Coated Grey Finish Standard**  
**Optional: Black or White or Stainless Steel Wrapped**

**Fastened to floor only**  
**2" x 8" Available**

## POLY-LITE II PVC DOORS

### PRE-HUNG 1-3/4" WHITE PVC CLEAN ROOM AND PLENUM ACCESS DOORS IN 3" and 4-1/2" PVC JAMBS

- STRUCTURAL PVC CORROSION RESISTANT DOOR
- Non-rusting, strong impact strength
- No paint to wear through
- Standard Knob/Knob passage
- Three Stainless Steel 4x4 butt hinges
- Stainless Steel Knob/Knob Lock Set (Available)
- PVC frames 2-3/4" to 6-1/2" deep jambs available
- SIZED AS REQUIRED



Actual 23 5/8" x 47 5/8"

**SS-II - Stainless Steel Latch Optional** used in Clean Room Plenum Duct Work applications.  
**ICE PLANTS / ANIMAL CONFINEMENT DAIRY & BEER / DELIVERY**



Options
16" x 16" Vision Lite (3/4" Thermopane)
20" x 24" Vision Lite (3/4" Thermopane)
16" x 34" Vision Lite (Double Sealed Xenon)
SS-II Stainless Steel Utility Latch System
KWIKSET Lever/Lever Lock Set (Plated)

## POLY-LITE II Manual Single Slide Door



Left Hand Slide Shown

- 1.75" PVC Panel
- EPS Insulated Core (R-7.5)
- Heavy Duty Aluminum Hardware
- Galvanized Track Assembly
- Fully gasketed
- Black Fiber Pull Handle
- Corrosion Resistant
- Air Tight
- Vision Panel (Optional)
- SIZED AS REQUIRED

## ULTRACLEAN COLOR VIEW



Shop/Office/Storage

Black, Green or Blue Strips		
DOOR	12" x .120"	8" x .080"
3' X 7'	44 X 90"	40" X 90"
4' X 7'	56" X 90"	52" X 90"
5' X 7'	68" X 90"	64" X 90"
6' X 7'	80" X 90"	76" X 90"
5' X 8'	68" X 102"	
6' X 8'	80" X 102"	
8' X 8'	104" X 102"	
8' X 10'	104" X 126"	

### ALL-CLEAR STRIP DOOR

Designed for walk-in cooler/freezer openings, partitions, dust barriers, and shipping / receiving docks. Used indoor or outdoor, the color view strips remain flexible at temperatures ranging from -20° F up to +140° F.

### Universal Hardware

Available as Wall or Header Mount. Heavy Duty for large door openings.




Optional: Freezer Material



# FRP WALL LINER PANELS

## CR-100 FRP Insulated and Non-Insulated 3/4" Thick Clean Room Wall Liner Panels



- Easy to Install and Durable
- USDA White Textured Finish
- .090" FRP Class "C"
- Standard EPS Insulation 1#lb. Density
- .011 Aluminum Vapor Barrier (AVB)

**FRP Available Colors:**  
Almond  
Beige  
Grey  
Bronze  
Yellow

**3/4" PVC BASE FLOOR SCREED WILL NOT ABSORB WATER FROM WASHDOWN**



USDA PROCESSING

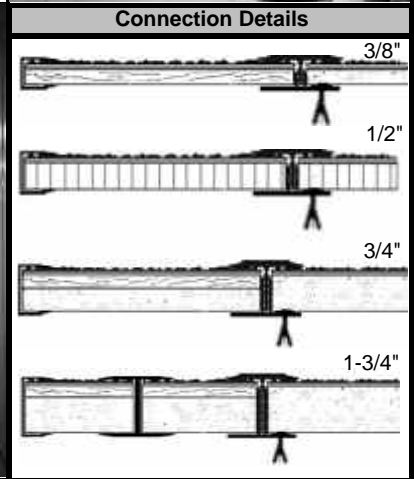


DAIRY COMPLEX

Thickness	Description: PANEL SIZES 4X8 4X10 4X12	R-Value
3/8"	.030" White Textured FRP / 3/8" OSB	-
1/2"	.090" White Textured FRP / .400" Fluted Poly Core / .011" AVB	-
3/4"	.090" White Textured FRP / EPS insulation / .011" AVB	3.3
	.090" White Textured FRP / 3/8" OSB / EPS insulation / AVB	3.3
1-3/4"	.090" White Textured FRP / EPS insulation / .011" AVB	9.0
	.090" White Textured FRP / 3/8" OSB / EPS insulation / AVB	9.0



Accessories	Description: PVC Moldings 8' & 10'
	V-9 3/8" ONE-PIECE DIV. BAR (1" Face)
	V-57 3/4" TWO-PIECE DIVISION BAR (1.38" Face)
	V-233 1-3/4" TWO-PIECE DIVISION BAR
	V-145 3/4" LEDGE CAP
	V-21 3/8" or 1/2" INSIDE CORNER (1.12" Cove)
	V-121 1-1/2" x 1-1/2" INSIDE CORNER ANGLE
	V-35 2" X 2" INSIDE CORNER ANGLE
	V-23 3/8" OUTSIDE CORNER (.75" Legs)
	V-123 1-1/2" x 1-1/2" OUTSIDE CORNER ANGLE
	V-37 2" X 2" OUTSIDE CORNER ANGLE
	V-19 3/8" "J" CAP (.5"/.75" Legs)
	V-167 3/4" CAP (.357" Legs)
	V-110 3/4" FLOOR SCREED (2-1/2" LEG)
	V-210 1-3/4" FLOOR SCREED (2-1/2" Legs) HD
	- (WHITE / GRAY / BLACK)



**CALL FOR SUPPLY AND DESIGN QUOTE**

**DEALER REPRESENTATIVE**

**FIBERGLASS PANELS FOR SYSTEMS CONSTRUCTION**

**CLEANROOMS CLASS 100,000 - 10,000 Manufacturing Facilities**

**AVAILABLE:**  
CR100 CR300  
CR200 CR400

**USDA MID ACCEPTED**